

Physical properties of the noncentrosymmetric superconductor Nb_{0.18}Re_{0.82}A. B. Karki, Y. M. Xiong, N. Haldolaarachchige, S. Stadler, I. Vekhter, P. W. Adams, and D. P. Young
Department of Physics and Astronomy, Louisiana State University, Baton Rouge, Louisiana 70803, USA

W. A. Phelan and Julia Y. Chan

Department of Chemistry, Louisiana State University, Baton Rouge, Louisiana 70803, USA

(Received 25 November 2010; revised manuscript received 4 March 2011; published 25 April 2011)

We report the synthesis and measurements of magnetic, transport, and thermal properties of polycrystalline Nb_{0.18}Re_{0.82}, which has a superconducting transition at $T_c \sim 8.8$ K. The noncentrosymmetric α -Mn structure of the compound is confirmed by x-ray diffraction. Using the measured values for the lower critical field H_{c1} , upper critical field H_{c2} , and the specific heat C , we estimate the thermodynamic critical field $H_c(0)$, coherence length $\xi(0)$, penetration depth $\lambda(0)$, and the Ginzburg-Landau parameter $\kappa(0)$. The specific heat jump at T_c , $\Delta C/\gamma T_c = 1.86$, suggests that Nb_{0.18}Re_{0.82} is a moderately coupled superconductor. Below T_c the electronic specific heat decays exponentially, suggesting that the gap is isotropic. Our data suggest that the triplet admixture is weak in the polycrystalline form of compound. However, the estimated value of the upper critical field $H_{c2}(0)$ is close to the calculated Pauli limit.

DOI: [10.1103/PhysRevB.83.144525](https://doi.org/10.1103/PhysRevB.83.144525)

PACS number(s): 74.70.Ad

I. INTRODUCTION

The topic of superconductivity in systems lacking spatial inversion symmetry has undergone resurgence since the discovery of superconductivity in CePt₃Si.¹ Much of the research effort has been aimed at understanding the effects of inversion symmetry on the superconducting order parameter. In noncentrosymmetric superconductors, the antisymmetric (in the electron momentum) spin-orbit coupling (ASOC) breaks parity symmetry, so that spin is no longer a good quantum number. Instead, the quasiparticle states are classified by their helicity, the relative orientation of their spin to the crystal momentum. Consequently, the Fermi surface is split into sheets of different helicity by the spin-orbit interaction. Superconducting pairing on a given helicity sheet is comprised of a mixture of spin singlet and triplet eigenstates, and may exhibit unusual magnetic properties and/or display nodes in the energy gap, depending on the structure and the strength of the triplet component.²⁻⁶ In contrast to the triplet p -wave superconductors proposed in centrosymmetric systems, such as Sr₂RuO₄, the lack of inversion symmetry makes it possible for the triplet component to exist in a fully spatially symmetric paired state, so that one can speak, for example, of a triplet s -wave superconductor.³ Similarly, nodes in the superconducting gap may exist even when the pair wave function exhibits the full spatial symmetry of the crystal.²⁻⁷

Noncentrosymmetric heavy fermion superconductors have attracted most of the recent attention due to the unconventional behavior observed in these strongly correlated electron compounds.^{1,8-12} However, transition-metal compounds such as Li₂(Pd,Pt)_xB, Mg₁₀Ir₁₉B₁₆, (Rh,Ir)Ga₉, and Mo₃Al₂C are more straightforward systems for exploring the ramifications of inversion symmetry breaking. These systems generally exhibit weak electron correlation effects and lack the magnetic complexities arising from the f -electron rare-earth heavy fermions, making it simpler to isolate the salient features of ASOC-mediated superconductivity.¹³⁻²²

In this paper we focus on the intermetallic binary compound Nb_{0.18}Re_{0.82}, which does not possess spatial inversion

symmetry and displays bulk superconductivity below 9 K. This structural phase (χ phase) of the Nb-Re system is isomorphous with α -Mn. It is cubic, with space group $I43m$, and contains 58 atoms in its unit cell that occupy four crystallographically distinct sites. Savitskii *et al.* reported that Nb_{0.18}Re_{0.82}, with a lattice constant of 9.641 Å, exhibits superconductivity at a moderately high temperature near 9.7 K.²³ However, there have been no comprehensive reports on the electronic structure or the low-temperature electronic properties of this material. Here we measured the electronic properties over a wide temperature range above and below the superconducting transition and in an applied magnetic field. This allows us to estimate both the normal state properties, such as the Sommerfeld constant and the density of states, and the important superconducting parameters, such as the coherence length, penetration depth, as well as lower and upper critical fields. The latter is especially important for the noncentrosymmetric superconductors, since its comparison with the Pauli limiting value is a criterion for the importance of the triplet component of pairing. We also estimate the strength of the electron-phonon pairing in this material. The details of the measurement and the analysis are presented below.

II. EXPERIMENT

A polycrystalline sample (0.3 g) of Nb_{0.18}Re_{0.82} was prepared by melting stoichiometric amounts of high-purity niobium powder (99.95% Alfa Aesar) and rhenium shot (99.999% Alfa Aesar) under flowing ultra-high-purity argon gas in an arc melter using a tungsten electrode and a water-cooled copper hearth. A Zr button was utilized as an oxygen getter and melted before each synthesis. First, buttons of pure Nb and Re were made by arc melting the Nb and Re powder alone. These buttons were then melted together to make a single button of Nb_{0.18}Re_{0.82}. The sample was inverted and remelted several times to ensure homogeneous mixing of the constituent elements. The sample formed a hard button with a negligible mass loss. We made more than five

samples with different concentrations of Nb and Re in order to synthesize the stoichiometric compound and to check the effects of off-stoichiometry on the superconducting transition temperature T_c .

A small portion of each arc-melted sample was ground into a fine powder and used for x-ray diffraction measurements on a Bruker Advance D8 powder diffractometer, equipped with Cu $K\alpha$ radiation ($\lambda = 1.540\ 56\ \text{\AA}$) or on a Scintag XDS2000 powder x-ray diffractometer. The system employs a θ - 2θ geometry and a Cu $K\alpha$ x-ray source. Data were collected from $2\theta = 20^\circ$ to 70° with a constant scan speed of $2^\circ\ \text{min}^{-1}$ at room temperature. Elemental analysis of the samples was performed using wavelength dispersive spectroscopy (WDS) with a JEOL JXA-733 Superprobe electron probe microanalyzer (EPMA).

The electrical resistivity was measured using a standard four-probe ac technique at 27 Hz with an excitation current of 3 mA, in which small diameter Pt wires were attached to the sample using a conductive epoxy (Epotek H20E). Data were collected from 1.8–290 K and in magnetic fields up to 9 T using a Quantum Design, physical property measurement system (PPMS). The specific heat was measured in the PPMS using a time-relaxation method between 2 and 20 K at 0 and 9 T. Magnetic susceptibility was measured in a constant magnetic field of 15 Oe; the sample was cooled down to 3 K in zero field, and then magnetic field was applied, followed by heating to 10 K [zero-field cooled (ZFC)] and then cooled down again to 3 K [field cooled (FC)] in the PPMS.

III. RESULTS AND DISCUSSIONS

The x-ray powder diffraction pattern of an arc-melted sample of $\text{Nb}_{0.18}\text{Re}_{0.82}$ is shown in Fig. 1. The pattern indicates the sample was single phase with the cubic cell parameter $a = 9.6293 \pm 0.002\ \text{\AA}$. A schematic view of the crystal structure of $\text{Nb}_{0.18}\text{Re}_{0.82}$ is presented in the inset of Fig. 1. It has the α -Mn structure. The primitive cubic Bravais lattice adopts the space group $I43m$ (No. 217) with Pearson symbol $cI58$ and

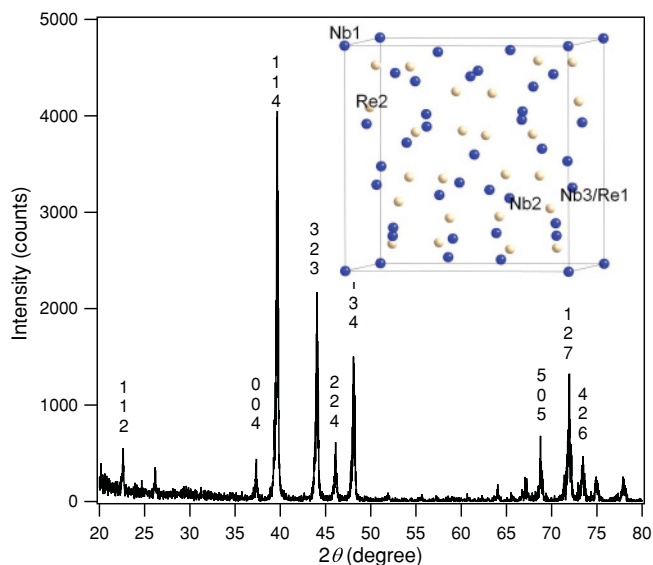


FIG. 1. (Color online) Powder x-ray diffraction pattern and schematic view of the crystal structure of polycrystalline $\text{Nb}_{0.18}\text{Re}_{0.82}$.

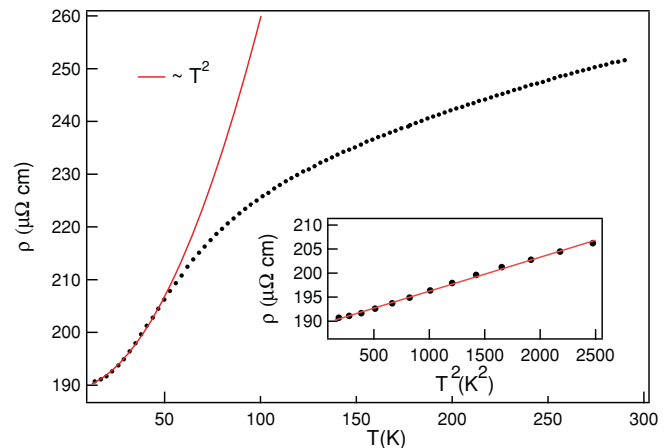


FIG. 2. (Color online) The temperature dependence of the normal-state resistivity for a sample of $\text{Nb}_{0.18}\text{Re}_{0.82}$. The solid lines are fits to $\rho(T)$ as indicated in the text.

lacks a center of inversion symmetry.²⁴ The WDS elemental analysis of the sample of $\text{Nb}_{0.18}\text{Re}_{0.82}$ confirmed the atomic ratio of 18.5 to 81.5 on average.

The temperature dependence of the resistivity of $\text{Nb}_{0.18}\text{Re}_{0.82}$ between 10 and 290 K is shown in Fig. 2. The resistivity is metallic, and one observes an inflection point in $\rho(T)$ at ~ 60 K. The normal-state resistivity is fairly low ($\sim 250\ \mu\Omega\ \text{cm}$ at room temperature), although it is of polycrystalline form. However, the residual resistivity ratio ($\rho_{290\text{K}}/\rho_{10\text{K}} = 1.35$) is small, suggesting the transport in the polycrystalline sample is dominated by disorder, and perhaps small amounts of impurities. We have fit the low-temperature resistivity data to a power law,

$$\rho = \rho_0 + AT^\alpha, \quad (1)$$

with $\alpha = 2$, the residual resistivity $\rho_0 = 189\ \mu\Omega\ \text{cm}$, and the coefficient $A = 0.007\ \mu\Omega\ \text{cm}/\text{K}^2$. The fit is shown as a solid line in Fig. 2, and it describes the data well between 10 K and 50 K. The value of ρ_0 is large, most likely due to the polycrystalline nature of the sample, but the quality of the fit is quite good, as indicated in the inset of Fig. 3. The value of A is often taken as a measure of the degree of electron correlations in the material, and its value suggests $\text{Nb}_{0.18}\text{Re}_{0.82}$ is a weakly correlated electron system. The inset of Fig. 2 shows that the resistivity varies as T^2 over the above temperature range, indicating Fermi-liquid behavior. In Fig. 3 we show the resistivity over the entire range of temperature from 3 to 290 K, with a sharp superconducting transition at 8.75 K. The transition width is less than 0.1 K.

ZFC (shielding) and FC (Meissner) temperature-dependent magnetic susceptibility measured at 15 Oe are shown in Fig. 4. The onset of diamagnetism occurs near 8 K, which is slightly lower than the temperature of the zero-resistance state observed in the transport measurement. This is not an uncommon occurrence, as the transport is more sensitive to filamentary or surface superconductivity, which may appear at a slightly higher temperature than the bulk transition. The susceptibility vs temperature data from 10 to 70 K at 1000 Oe (not shown here) shows temperature-independent

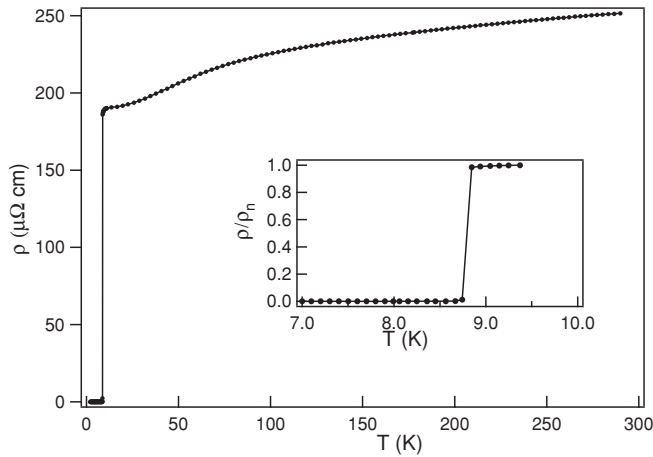


FIG. 3. Temperature dependence of the resistivity of polycrystalline Nb_{0.18}Re_{0.82} over the range of temperature from 2 to 290 K. The inset shows the superconducting transition at low temperature. The solid lines in both figures are guides to the eye.

Pauli-paramagnetic behavior with a small moment ($\chi = 6.99 \times 10^{-4} \text{ cm}^3/\text{mol}$).

The magnetization vs applied magnetic field over a range of temperatures below T_c is presented in the inset of Fig. 5. For the analysis, the point of deviation from the full Meissner effect of the data curve was chosen as the lower critical field at each temperature. As expected, $\mu_0 H_{c1}(T)$ varied as T^2 in accord with

$$H_{c1}(T) = H_{c1}(0)[1 - (T/T_c)^2]. \quad (2)$$

A least-squares fit to the data in Fig. 5, using Eq. (2), yielded $\mu_0 H_{c1}(0) = 55.67 \text{ Oe}$.

The resistive transition was measured in a variety of applied fields for the same sample, as shown in the inset of Fig. 6. As the field was increased, the superconducting transition became broader, and T_c shifted to lower temperature. It should be noted that a transition to a zero-resistance state was obtained even at 9 T and above 3 K, indicating a high upper critical field. In the main panel of Fig. 6, the upper critical field $H_{c2}(T)$ is plotted as a function of temperature at which the resistivity is 90%, 50%, and 10% of the normal state value. The variation in H_{c2} with temperature is nearly linear with a negative slope, and it

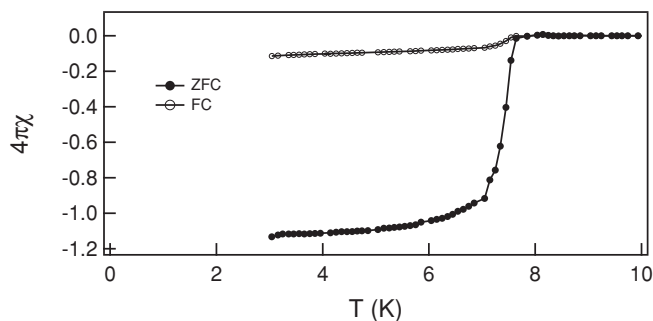


FIG. 4. ZFC and FC magnetic susceptibilities of Nb_{0.18}Re_{0.82} at a constant magnetic field of 15 Oe.

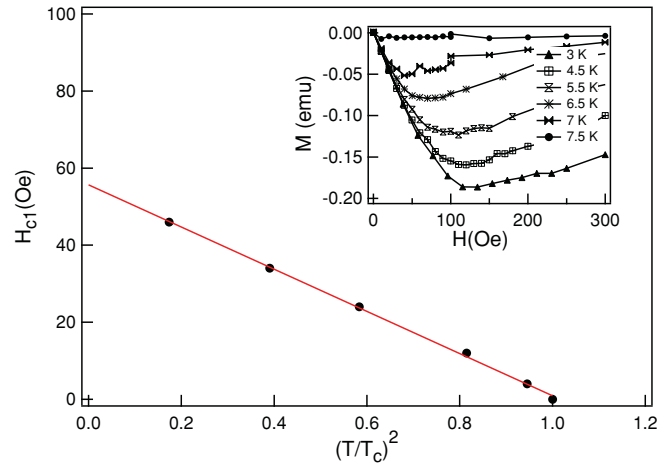


FIG. 5. (Color online) Lower critical field determined by the magnetization measurements. The solid line is the best fit to Eq. (2). Inset: Magnetization data with applied magnetic field at various temperatures.

does not show any kind of saturation for fields as high as 9 T. The upper critical field $H_{c2}(T)$ from the empirical formula

$$H_{c2}(T) = H_{c2}(0)(1 - t^2)/(1 + t^2), \quad (3)$$

where $t = T/T_c$ and T_c is the transition temperature at zero field, gives $\mu_0 H_{c2}(0) = 19.9 \text{ T}$ and 17.3 T using the data of $H_{c2}(T)$ for the 10% and 50% drops, respectively. This is shown in Fig. 6 by the solid lines and represents the best fit to the experimental data. The expression for $H_{c2}(T)$ for the 90% resistivity drop shows a temperature behavior

$$H_{c2}(T) = H_{c2}(0)(1 - t^{3/2})^{3/2}, \quad (4)$$

with positive curvature. This estimates $\mu_0 H_{c2}(0) = 15.2 \text{ T}$. These models have been used to explain such

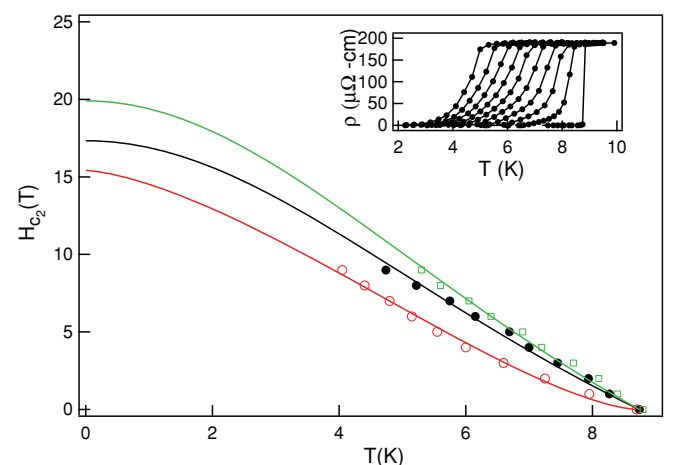


FIG. 6. (Color online) Upper critical field of Nb_{0.18}Re_{0.82} as a function of temperature. The H_{c2} data is derived from the resistivity at 10%, 50%, and 90% drops from the normal-state value (\square , \bullet , and \circ , respectively). The solid lines are fit to Eqs. (3) and (4) (see text for details). Inset: Characterization of the superconducting transition under magnetic fields 0, 1, 2, 3, 4, 5, 6, 7, 8, and 9 T from right to left.

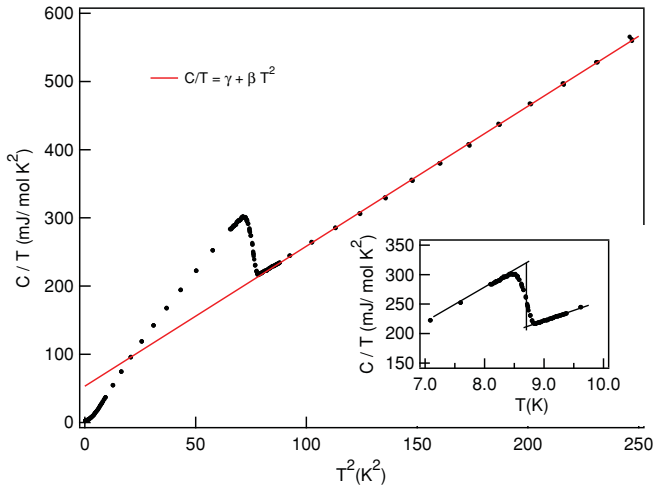


FIG. 7. (Color online) Specific heat of $\text{Nb}_{0.18}\text{Re}_{0.82}$. Inset: C/T vs T plot to determine the specific heat jump at the superconducting transition.

temperature dependence of the upper critical field of intermetallic superconductors.^{18,25}

The width of the superconducting transition in our sample increases with increasing magnetic field. We arbitrarily chose the 50% drop point as the transition temperature. Using this criterion, we estimate the orbital upper critical field, $\mu_0 H_{c2}(0)$, from the Werthamer-Helfand-Hohenberg (WHH) (Ref. 26) expression,

$$\mu_0 H_{c2}(T) = -0.693 \mu_0 (dH_{c2}/dT)_{T=T_c} T_c. \quad (5)$$

Our evaluation of the slope yields $\mu_0 dH_{c2}/dT \approx -2.318$ T/K, and using $T_c = 8.75$ K, we find $\mu_0 H_{c2}(0) = 14.04$ T, slightly smaller than the extrapolated value from the fit to Eq. (3).

The characterization of the superconducting transition by specific heat measurements is shown in Fig. 7. The main panel shows the variation of C/T with T^2 at lower temperature and zero field. The data above 8.9 K provide an extrapolation of the normal-state behavior to the $T = 0$ limit, and allow the determination of the Sommerfeld constant (γ) from the fit $C(T)/T = \gamma + \beta T^2$. The extrapolation produced $\gamma = 53.5$ mJ mol⁻¹ K⁻² and $\beta = 2.05$ mJ mol⁻¹ K⁻⁴. The value of γ implies that $\text{Nb}_{0.18}\text{Re}_{0.82}$ has a moderately enhanced density of states. In a simple Debye model for the phonon contribution to the specific heat, the β coefficient is related to the Debye temperature Θ_D through $\beta = N(12/5)\pi^4 R \Theta_D^{-3}$, where $R = 8.314$ J mol⁻¹ K⁻¹. The unit cell of $\text{Nb}_{0.18}\text{Re}_{0.82}$ contains $N = 58$ atoms, giving the Debye temperature of 383 K. However, in such a large unit cell there likely exist nonacoustic phonon modes contributing to the specific heat even at moderately low T , so that a realistic estimate for Θ_D is somewhere between this value and the lower limit of 98.98 K obtained using $N = 1$.

In the inset of Fig. 7, C/T is plotted as a function of T showing in detail the specific heat jump at the thermodynamic transition. The midpoint of the superconducting transition temperature is ~ 8.7 K, which is close to the value from the resistivity and magnetic measurements. The width of the jump is 0.4 K. It is known that the ratio $\Delta C/\gamma T_c$ can be used to

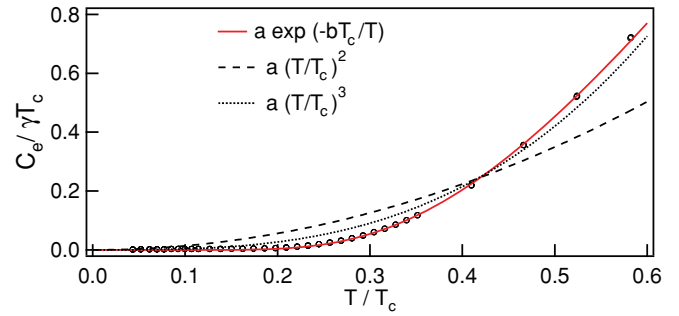


FIG. 8. (Color online) Temperature dependence of electronic specific heat C_e of $\text{Nb}_{0.18}\text{Re}_{0.82}$ in the superconducting phase. The solid and dashed lines are fits to the data as described in the text.

measure the strength of the electron coupling.²⁷ The specific heat jump ($\Delta C/T_c$) for $\text{Nb}_{0.18}\text{Re}_{0.82}$ is 100 mJ mol⁻¹ K⁻², which sets the value of $\Delta C/\gamma T_c$ to 1.86, which is larger than the theoretical value of 1.43 for a conventional BCS superconductor. This suggests a moderately enhanced electron-phonon coupling.

The electronic specific heat (C_e) below the superconducting transition temperature (T_c) is calculated by subtracting the phonon contribution (C_l) from the total specific heat (C) (Fig. 8). To evaluate characteristics of the superconducting gap function, C_e was analyzed by fitting it to the forms $e^{-b/T}$, T^2 , and T^3 , which are the expected temperature dependencies for gaps which are isotropic, contain line nodes, and linear point nodes, respectively. The data follow the exponential fit $C_e/\gamma T_c = a e^{-bT_c/T}$ fairly well below $T/T_c = 0.6$ K, while the quadratic fit is poor. A fit to the data using T^3 , while better than the quadratic form, is still a worse approximation to the data than the exponential fit. Similar fits below $T/T_c = 0.6$ have been used in the analysis of other noncentrosymmetric superconductors with comparable transition temperatures.^{17,18,28} The above analysis suggests that $\text{Nb}_{0.18}\text{Re}_{0.82}$ is a BCS-type isotropic-gapped superconductor.

The data do comply with entropy conservation, as $\int_0^{T_c} (C_e(T)/T) dT = \gamma_n T_c$. An s -wave BCS model of the entire C_{es} data gives the estimated value of the superconducting gap energy $\Delta(0)$ from the relation $\Delta(0)/k_B = 1.83 T_c$ to be 21.96×10^{-23} J or $2\Delta(0) = 3.67 k_B T_c = 31.9$ K. The enhanced value of $2\Delta(0)/k_B T_c = 3.67$ in $\text{Nb}_{0.18}\text{Re}_{0.82}$ is comparable to that in other noncentrosymmetric superconductors such as $\text{Li}_2\text{Pd}_3\text{B}$ (3.94), $\text{Mo}_3\text{Al}_2\text{C}$ (4.02), $\text{Mg}_{10}\text{Ir}_{19}\text{B}_{16}$ (3.59), and $\text{Li}_2\text{Pt}_3\text{B}$ (3.53).^{17,18,28}

An estimation of the strength of the electron-phonon coupling can be derived from the McMillan formula. McMillan's model contains the dimensionless electron-phonon coupling constant λ_{ep} , which is—in terms of the Eliashberg theory—related to the phonon spectrum and the density of states. This parameter λ_{ep} represents the attractive interaction, while the second parameter μ^* is introduced to account for the screened Coulomb repulsion. We follow Ref. 39 and set $\mu^* = 0.13$. The modified McMillan formula $\lambda_{ep} = [1.04 + \mu^* \ln(\omega_{ln}/1.2T_c)] / [(1 - 0.62\mu^*) \ln(\omega_{ln}/1.2T_c) - 1.04]$, where ω_{ln} is the logarithmic averaged phonon frequency, yields a value of $\lambda_{ep} = 0.73$. This value of λ_{ep} agrees with classifying $\text{Nb}_{0.18}\text{Re}_{0.82}$

TABLE I. Superconducting and other physical parameters of Nb_{0.18}Re_{0.82}.

Parameters	Unit	Nb _{0.18} Re _{0.82} sample	Mo ₃ Al ₂ C (Ref. 18)	Mg ₁₀ Ir ₁₉ B ₁₆ (Ref. 17)
T_c	K	8.8 ± 0.1	9.2	4.45
ρ_0	$\mu\Omega$ cm	189 ± 1.89	177.25	
$\mu_0 H_{c1}(0)$	Oe	55.67 ± 0.68	47	30
$\mu_0(dH_{c2}/dT)_{T=T_c}$	T/K	-2.31 ± 0.07	-2.39	-0.270
$\mu_0 H_{c2}(0)$	T	17.3	18.2	0.77
$\mu_0 H_c(0)$	T	0.13	0.14	0.028
$\xi(0)$	Å	43.6	42.3	206
$\lambda(0)$	Å	3625	3755	4040
$\kappa(0)$		83.14	88.56	20
$\gamma(0)$	mJ/mol K ²	53.4 ± 0.17	18.65	52.6
$\Delta C/\gamma T_c$		1.86	2.14	1.60
$\mu_0 H^{\text{Pauli}}$	T	16.8	19	8.2
$2\Delta(0)/k_B T_c$		3.67	4.02	3.59
Θ_D	K	383.1	338.52	280
$\lambda_{e,\text{ph}}$		0.73		0.66

as a moderately coupled superconductor, as suggested by $2\Delta_0/k_B T_c$ and $\Delta C/\gamma T_c$. Here, ω_{ln} was determined to be 264 K from $2\Delta_0/k_B T_c = 3.53[1 + 12.5(T_c/\omega_{\text{ln}})^2 \ln(\omega_{\text{ln}}/2T_c)]$ (Refs. 29 and 30) consistent with our rough estimate of the Debye temperature from the measured heat capacity data above.

The value of γ that was extracted from the measured specific heat data corresponds to an electronic density of states at the Fermi energy $N(E_F)$ equaling 12.7 states/(eV f.u.) (f.u. stands for formula unit), as estimated from the relation³¹

$$\gamma = \pi^{2/3} k_B^2 N(E_F)(1 + \lambda_{\text{ep}}). \quad (6)$$

A straightforward calculation of the condensation energy from the relation $U(0) = 1/2\Delta^2(0)N(E_F)$ produces a value of $U(0) = 1037.2$ mJ/mol.

Assuming that the diamagnetic and van Vleck contributions to the magnetic susceptibility are small, we consider $\chi = 6.99 \times 10^{-4}$ cm³/mol as the spin susceptibility and estimate the Wilson ratio $R_w = \pi^2 k_B^2 \chi_{\text{spin}}/(3\mu_B^2 \gamma) = 0.94$, which is close to 1—the value for a free electron. When normalizing A , the coefficient of the quadratic resistivity term, by the effective mass γ , the Kadowaki-Woods ratio A/γ^2 was found to be $0.24a_0$, where $a_0 = 10^{-5}$ $\mu\Omega$ cm/(mJ/mol K)².^{32–34} The smaller values of both R_w and A/γ^2 confirm that Nb_{0.18}Re_{0.82} is a weakly correlated electron system.

If we assume the upper critical field to be purely orbital, the superconducting coherence length can be estimated using $H_{c2}(0) = \Phi_0/2\pi\xi(0)^2$, where $\Phi_0 = 2.0678 \times 10^9$ Oe Å² is a flux quantum.³⁰ This relation gives $\xi(0) = 43.6$ Å and 48.4 Å for $H_{c2}(0) = 17.3$ T and 14.04 T, respectively. Similarly, from the relation $H_{c1}(0) = (\Phi_0/4\pi\lambda^2)\ln(\lambda/\xi)$, we find the magnetic penetration depth $\lambda(0) = 3625$ Å. The Ginzburg-Landau parameter is then $\kappa = \lambda/\xi = 83.14$. Using these parameters and the relation $H_{c2}(0)H_{c1}(0) = H_c(0)^2[\ln\kappa(0) + 0.08]$, the thermodynamic critical field $H_c(0)$ was found to be 0.13 T.³⁶ This value of $H_c(0)$ estimates a slightly smaller value for the condensation energy, $U(0)$, than that calculated from γ .

Assuming the g factor for the conduction electrons is close to 2, we estimate the Pauli limiting field for Nb_{0.18}Re_{0.82} from $\mu_0 H^{\text{Pauli}} = \Delta(0)/\mu_B \sqrt{2}$, to be 16.8 T. This value of $\mu_0 H^{\text{Pauli}}$ is close to the estimated orbital field $\mu_0 H_{c2}(0) \approx$

14.04 T. It closely follows the relation $H_{c2}(0)/H^P = \alpha/\sqrt{2}$. The Maki parameter (α) can be derived from the expression $\alpha = 5.3 \times 10^{-5} [-dH_{c2}/dT]_{T=T_c}$, revealing $\alpha = 1.2$.³⁷ The sizable Maki parameter obtained from this approximation is an indication that Pauli limiting is non-negligible. It is possible that, due to the different masses of Nb and Re, the substitutional disorder has a substantial spin-orbit component. If present, this scattering suppresses the efficiency of paramagnetic limiting, and restores the upper critical field to its orbital value in a dirty conventional s -wave system.²⁶ It is possible that the orbital upper critical field is enhanced due to the interplay of inversion symmetry breaking with disorder.³⁸ It is highly desirable to extend the investigations of the upper critical field to lower temperatures to determine its detailed behavior. If the upper critical field in a clean single crystal exceeds the Pauli limit, it would suggest a substantial contribution from the triplet component to the pairing amplitude, presumably due to broken inversion symmetry. Further studies of the anisotropy of the critical field through resistivity and specific heat measurements on high-quality single crystals would be even more enlightening, since they would shed light on the structure of the spin-orbit coupling in momentum space.¹⁶ The experimentally determined values of all parameters of our sample and other reference compounds are summarized in Table I.

IV. CONCLUSION

We prepared polycrystalline samples of Nb_{0.18}Re_{0.82} by arc-melting techniques. The results of x-ray diffraction measurements confirm the material's noncentrosymmetric α -Mn structure type. From resistivity, magnetic susceptibility, and specific heat measurements Nb_{0.18}Re_{0.82} was confirmed as a type-II superconductor with a bulk transition temperature near 8.8 K. Since the upper critical field $H_{c2}(0)$ is close to the estimated Pauli limiting field, further investigations into the possible mixture of single and triplet pairing states will be necessary. The high value of $\Delta C/\gamma T_c \sim 1.86$ indicates that the compound is in the moderate-coupling regime. This is supported by the fairly large normal-state electronic specific heat $\gamma = 53.4$ mJ/mol K², and the estimate for the electron-phonon cou-

pling constant, $\lambda_{ep} = 0.73$. The low-temperature specific heat (C_{es}) behavior suggests classifying $\text{Nb}_{0.18}\text{Re}_{0.82}$ as a conventional BCS-type superconductor with a full gap energy of $\Delta(0) = 31.2$ K. At low temperature our best fit to the experimental electronic specific heat data is exponential, but impurity effects or disorder in the polycrystalline sample may have masked the underlying gap anisotropy and the admixture of the triplet pairing component due to a lack of inversion symmetry. The availability of single crystals is highly desirable for future study.

ACKNOWLEDGMENTS

P.W.A. acknowledges the support of DOE under Grant No. DE-FG02-07ER46420, D.P.Y. acknowledges the support of the NSF under Grant No. DMR-1005764, I.V. acknowledges support from DOE Grant No. DE-FG02-08ER46492, S.S. acknowledges support from NSF under Grant No. DMR-0545728, and J.Y.C. acknowledges the support of the NSF under Grant No. DMR-0756281.

-
- ¹E. Bauer, G. Hilscher, H. Michor, Ch. Paul, E. W. Scheidt, A. Gribanov, Yu. Seropegin, H. Noël, M. Sigrist, and P. Rogl, *Phys. Rev. Lett.* **92**, 027003 (2004).
- ²L. P. Gor'kov and E. I. Rashba, *Phys. Rev. Lett.* **87**, 037004 (2001).
- ³P. A. Frigeri, D. F. Agterberg, A. Koga, and M. Sigrist, *Phys. Rev. Lett.* **92**, 097001 (2004).
- ⁴M. Sigrist, D. F. Agterberg, P. A. Frigeri, N. Hayashi, R. P. Kaur, A. Koga, I. Milat, K. Wakabayashi, and Y. Yanase, *J. Magn. Magn. Mater.* **310**, 536 (2007).
- ⁵P. A. Frigeri, D. F. Agterberg, I. Milat, and M. Sigrist, *Eur. Phys. J. B* **54**, 435 (2006).
- ⁶P. A. Frigeri, D. F. Agterberg, and M. Sigrist, *New J. Phys.* **6**, 115 (2004).
- ⁷H. Q. Yuan, D. F. Agterberg, N. Hayashi, P. Badica, D. Vandervelde, K. Togano, M. Sigrist, and M. B. Salamon, *Phys. Rev. Lett.* **97**, 017006 (2006).
- ⁸N. Kimura, K. Ito, K. Saitoh, Y. Umeda, H. Aoki, and T. Terashima, *Phys. Rev. Lett.* **95**, 247004 (2005).
- ⁹I. Sugitani, Y. Okuda, H. Shishido, T. Yamada, A. Thamizhavel, E. Yamamoto, T. D. Matsuda, Y. Haga, T. Takeuchi, R. Settai, and Y. Onuki, *J. Phys. Soc. Jpn.* **75**, 043703 (2006).
- ¹⁰T. Akazawa, H. Hidaka, T. Fujiwara, T. C. Kobayashi, E. Yamamoto, Y. Haga, R. Settai, and Y. Onuki, *J. Phys. Condens. Matter* **16**, L29 (2004).
- ¹¹M. Yogi, Y. Kitaoka, S. Hashimoto, T. Yasuda, R. Settai, T. D. Matsuda, Y. Haga, Y. Onuki, P. Rogl, and E. Bauer, *Phys. Rev. Lett.* **93**, 027003 (2004).
- ¹²K. Izawa, Y. Kasahara, Y. Matsuda, K. Behnia, T. Yasuda, R. Settai, and Y. Onuki, *Phys. Rev. Lett.* **94**, 197002 (2005).
- ¹³K. Togano, P. Badica, Y. Nakamori, S. Orimo, H. Takeya, and K. Hirata, *Phys. Rev. Lett.* **93**, 247004 (2004).
- ¹⁴P. Badica, T. Kondo, and K. Togano, *J. Phys. Soc. Jpn.* **74**, 1014 (2005).
- ¹⁵T. Klimczuk, Q. Xu, E. Morosan, J. D. Thompson, H. W. Zandbergen, and R. J. Cava, *Phys. Rev. B* **74**, 220502 (2006).
- ¹⁶T. Shibaayama, M. Nohara, H. Aruge Katori, Y. Okamoto, Z. Hiroi, and H. Takagi, *J. Phys. Soc. Jpn.* **76**, 073708 (2007).
- ¹⁷T. Klimczuk, F. Ronning, V. Sidorov, R. J. Cava, and J. D. Thompson, *Phys. Rev. Lett.* **99**, 257004 (2007).
- ¹⁸A. B. Karki, Y. M. Xiong, I. Vekhter, D. Browne, P. W. Adams, D. P. Young, K. R. Thomas, Julia Y. Chan, H. Kim, and R. Prozorov, *Phys. Rev. B* **82**, 064512 (2010).
- ¹⁹E. Bauer, G. Rogl, Xing-Qiu Chen, R. T. Khan, H. Michor, G. Hilscher, E. Royanian, K. Kumagai, D. Z. Li, Y. Y. Li, R. Podloucky, and P. Rogl, *Phys. Rev. B* **82**, 064511 (2010).
- ²⁰M. Nishiyama, Y. Inada, and Guo-qing Zheng, *Phys. Rev. Lett.* **98**, 047002 (2007).
- ²¹K. Tahara, Z. Li, H. X. Yang, J. L. Luo, S. Kawasaki, and Guo-qing Zheng, *Phys. Rev. B* **80**, 060503(R) (2009).
- ²²H. Takeya, M. El Massalami, S. Kasahara, and K. Hirata, *Phys. Rev. B* **76**, 104506 (2007).
- ²³E. M. Savitskii, V. V. Baron, Yu. V. Efimov, M. I. Bychkova, and L. F. Myzenkova, *Superconducting Materials* (Plenum Press, New York, 1966).
- ²⁴R. Steadman and P. M. Nuttall, *Acta Cryst.* **17**, 62 (1964).
- ²⁵M. D. Lan, J. C. Chang, K. T. Lu, C. Y. Lee, H. Y. Shih, and G. Y. Jeng, *IEEE Trans. Appl. Supercond.* **11**, 3607 (2001).
- ²⁶N. R. Werthamer, E. Helfand, and P. C. Hohenberg, *Phys. Rev.* **147**, 295 (1966).
- ²⁷H. Padamsee, J. E. Neighbor, and C. A. Shiffman, *J. Low Temp. Phys.* **12**, 387 (1973).
- ²⁸H. Takeya, K. Hirata, K. Yamaura, K. Togano, M. El Massalami, R. Rapp, F. A. Chaves, and B. Ouladdiaf, *Phys. Rev. B* **72**, 104506 (2005).
- ²⁹P. B. Allen and R. C. Dynes, *Phys. Rev. B* **12**, 905 (1975).
- ³⁰J. P. Carbotte, *Rev. Mod. Phys.* **62**, 1027 (1990).
- ³¹C. Kittel, *Introduction to Solid State Physics*, 4th ed. (Wiley, New York, 1966).
- ³²A. C. Jacko, J. O. Fjærestad, and B. J. Powell, *Nature Physics* **5**, 422 (2009).
- ³³K. G. Wilson, *Rev. Mod. Phys.* **47**, 773 (1975).
- ³⁴K. Yamada, *Prog. Theor. Phys.* **53**, 970 (1975).
- ³⁵N. Tsujii, K. Yoshimura, and K. Kosuge, *J. Phys.: Condens. Matter* **15**, 1993 (2003).
- ³⁶A. Junod, in *Studies of High Temperature Superconductors*, edited by A. V. Narlikar (Nova Science, New York, 1996), Vol. 19.
- ³⁷K. Maki, *Phys. Rev.* **148**, 362 (1966).
- ³⁸K. V. Samokhin, [arXiv:1002.4639](https://arxiv.org/abs/1002.4639) (to be published).
- ³⁹*Handbook of Superconductivity*, edited by C. P. Poole Jr. (Academic Press, New York, 1999), Chap. 9, Sec. G, p. 478.